





<b>Name of institute:</b>	<b>Vidyalankar Institute of Technology</b>
<b>Committee Name:</b>	<b>IEEE-VIT</b>
<b>Activity Title:</b>	<b>Escape Room Challenge - "Escape from Laboratory"</b>
<b>Activity date, time and venue:</b>	<p><b>Date:</b> 8<sup>th</sup> October 2024  <b>Day:</b> Wednesday  <b>Time:</b> 4:00 PM to 6:30 PM  <b>Platform:</b> M308 - M309</p>
<b>Event Registration Link:</b>	<a href="https://forms.gle/U9KypkGrmyAi7ozf9">https://forms.gle/U9KypkGrmyAi7ozf9</a>
<b>Feedback Form Link:</b>	
<b>Event Poster:</b>	 <p>The poster is for an event titled "Escape from Laboratory". It features a dark background with a chemistry laboratory setting, including glass flasks and equipment. The text is primarily in red and white. At the top, it says "Vidyalankar Institute of Technology IEEE Student Branch" and "IEEE VIT Student Branch Presents". The main title "ESCAPE FROM LABORATORY" is in large, bold, red letters. Below the title, it says "PRIZE POOL" in blue, followed by "Winner: 1000/-" and "Runner up: 500/-". At the bottom, it lists the date "DATE- 8TH OCTOBER, 2024", time "TIME-4PM ONWARDS", and venue "VENUE- M309-M308". There are also contact numbers for Vaishnavi More (7767971306) and Vedang Kadam (8369685231). A QR code is present for registration.</p>

**Activity Conduction  
Report:**

- The event started around 4:30 PM, featuring the Escape Room Challenge - "Escape from Laboratory," with a high level of enthusiasm.
- It was a team-based event where participants solve puzzles, decipher codes, and find hidden clues within 8 minutes to "escape" from a simulated laboratory environment.
- Miss Vaishnavi and Miss Siddhi hosted the event, giving information about the IEEE-VIT conducted event The Escape Room Challenge and game rules.
- Each team entered the simulated laboratory, filled with hidden clues, codes, and puzzles that needed to be solved in sequence to escape.
- The goal was to test critical thinking, problem-solving, and teamwork, with participants needing to collaborate efficiently under time pressure.
- As the game began, teams were briefed on the rules and objective: deciphering a series of codes and solving complex puzzles to "unlock" the room and escape within the set time limit.
- Each puzzle required logical thinking and keen observation to find clues hidden in the props and DIY items, such as cardboard cutouts, code sheets, and intricate lock mechanisms.
- Volunteers monitored the teams' progress, assisting only when necessary to avoid giving away answers but ensuring the game moved smoothly.
- The team that completed the puzzle series in the shortest time was declared the winner.
- After each round, the escape room was reset for the next team to attempt the challenge, ensuring fairness and consistency for all participants.
- The event concluded with a prize distribution ceremony for the winning teams, followed by a group photo with participants, volunteers, and organizers.
- The organizing team shared heartfelt thanks to all participants for their active involvement and enthusiasm throughout the event. Special appreciation was extended to the volunteers for their dedication and seamless coordination, ensuring the event ran smoothly.

<p><b>Attendance response</b> /</p>	<table border="1"> <thead> <tr> <th>No. of workforce</th> <th>No. of Core</th> <th>No. of students</th> <th>No. Of Faculty</th> <th>Total</th> </tr> </thead> <tbody> <tr> <td>18</td> <td>35</td> <td>100</td> <td>0</td> <td>153</td> </tr> </tbody> </table>	No. of workforce	No. of Core	No. of students	No. Of Faculty	Total	18	35	100	0	153
No. of workforce	No. of Core	No. of students	No. Of Faculty	Total							
18	35	100	0	153							
<p><b>Further scope / continue activity?</b> / <b>this</b></p>	<p>The Escape Room Challenge could grow by having more themed rooms with different puzzles to make it even more fun and challenging.</p> <p>Future events can add harder tasks and use technology like augmented reality to make it feel more real.</p> <p>It can also involve more teams or even different colleges to make the event bigger and more exciting.</p>										
<p><b>Glimpses from the webinar</b></p>											







**Event Report made  
by:**

Shriya Prashant Ise

**Approval by  
Convenor-  
Prof. Pranita Padhye**